



Akron



OHIO: A TALE OF TWO STATES

ALISON GOEBEL, PHD
EXECUTIVE DIRECTOR
APRIL 6, 2023






ABOUT GREATER OHIO POLICY CENTER

Our vision is a revitalized Ohio.

- Original Research
- Strategic assistance to local communities
- Nonpartisan advocacy with state policymakers
- Steward communities of practice and peer-learning



upper left: Warren; right: Springfield;
bottom left: Cincinnati



OHIO'S LARGEST LEGACY CITIES (AND COLUMBUS)



Small Legacy Cities

- Chillicothe
- Elyria
- Hamilton
- Lima
- Lorain
- Mansfield
- Marion
- Massillon
- Middletown
- Portsmouth
- Sandusky
- Springfield
- Warren
- Xenia
- Youngstown
- Zanesville

Mid-Sized Legacy Cities

- Akron
- Canton
- Dayton
- Toledo

Large Legacy Cities

- Cincinnati
- Cleveland



Ohio + Columbus: A Tale of Two States

Ohio is Mostly a Legacy State and Needs
Appropriate Policies

Report by
Greater Ohio Policy Center
November 2022



<https://www.greaterohio.org/publications/2022/10/28/ohio-columbus-a-tale-of-two-states>



BY THE NUMBERS

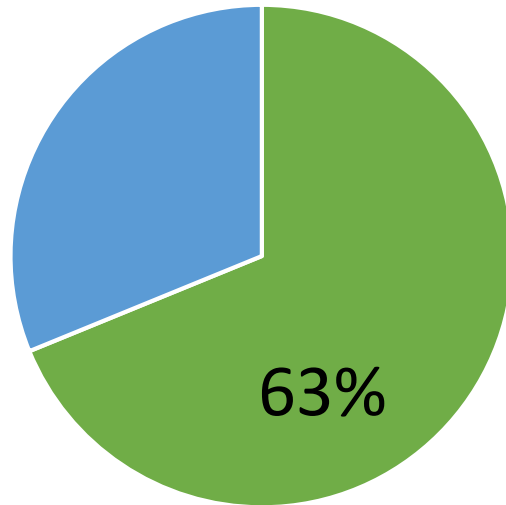


Hamilton



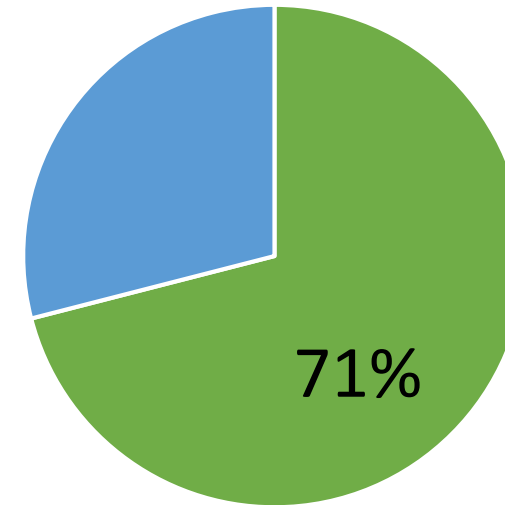
ALMOST 2/3s OF OHIOANS LIVE IN LEGACY CITIES/METROS

all Ohioans



- living in a legacy city or the metro area anchored by one
- living outside a legacy city or metro

Ohioans of color



- living in a legacy city or the metro area anchored by one
- living outside a legacy city or metro



CENTRAL OHIO IS < 20% OF STATE'S POPULATION

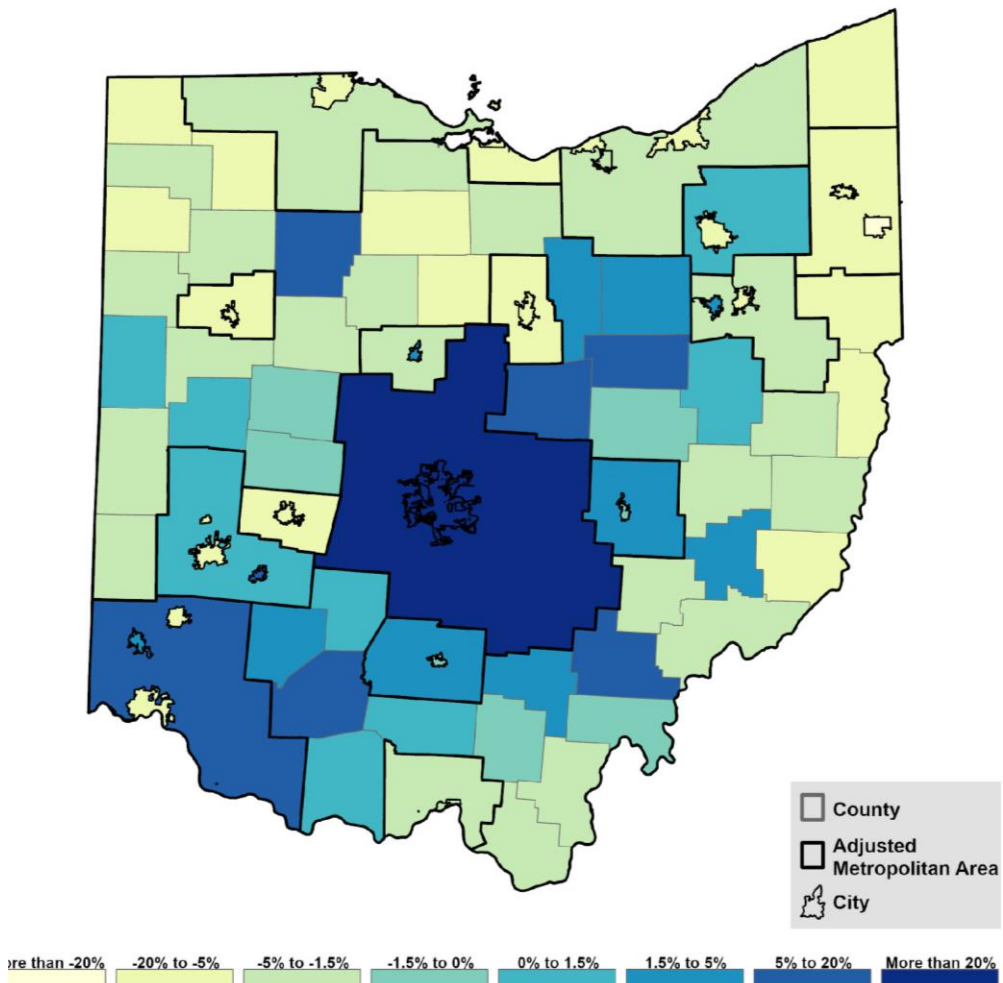
18% of the state's population lives in Columbus or its MSA metro





MOST PLACES IN OHIO HAVE LOST POPULATION SINCE 2000

Population Change 2000-2020

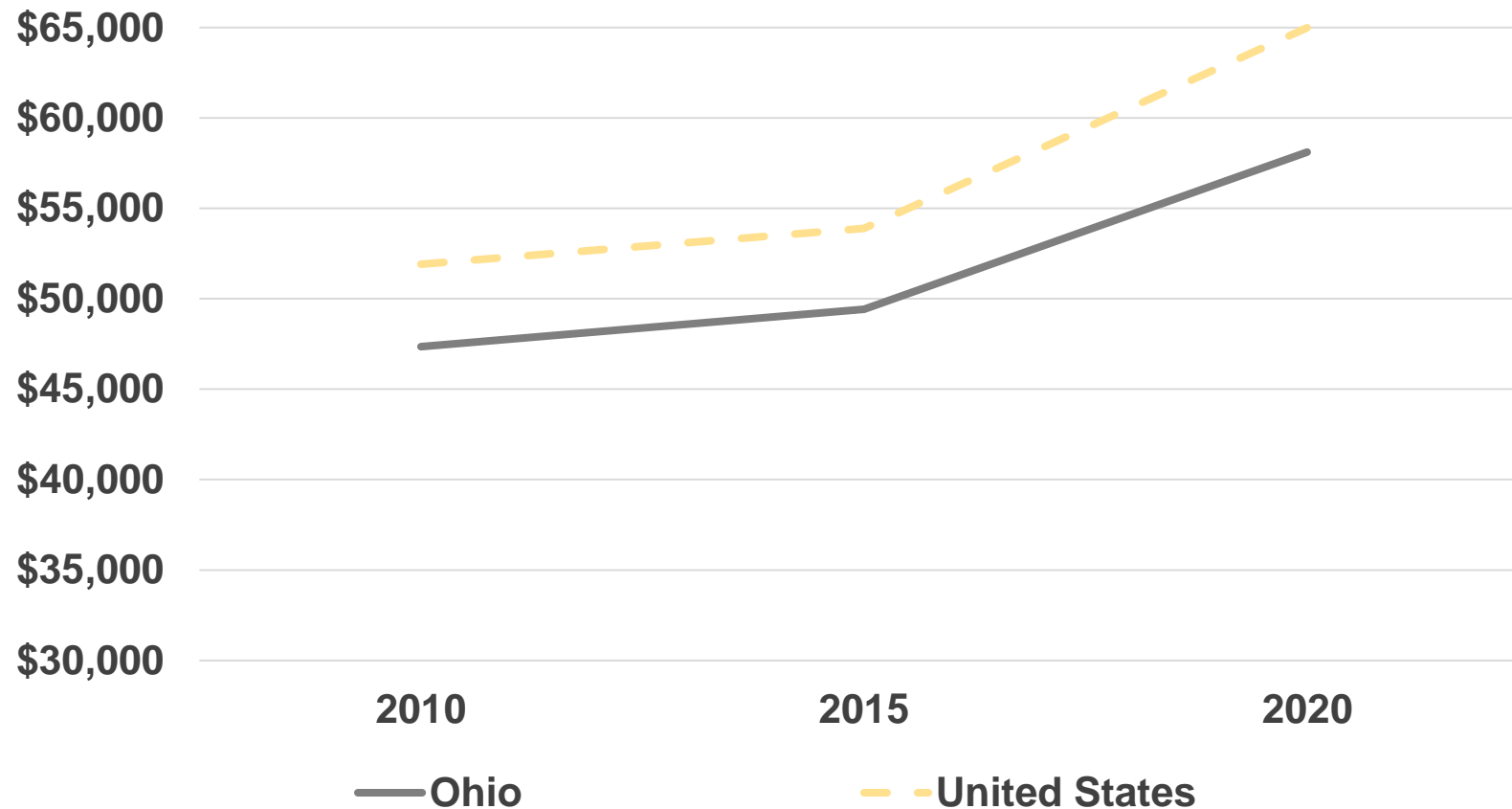


- 81% (18 of 22) legacy cities lost pop
- 62% (10 of 16) metros lost pop
- 53% (47 of 88) counties lost pop
- *Lightest Yellow=more than -20% loss in population*
- *Darkest Blue=more than 20% gain in population*



HOUSEHOLD INCOME IN OHIO IS BELOW NATIONAL MEDIAN

Ohio Household Income v. Nation, 2010, 2015, 2020



Ohio's median household income is lower than the national average and has not kept pace with increases nationally.



OHIO “MINUS”
COLUMBUS:

WHAT OHIO LOOKS
LIKE IF WE TAKE
CENTRAL OHIO OUT
OF THE MIX

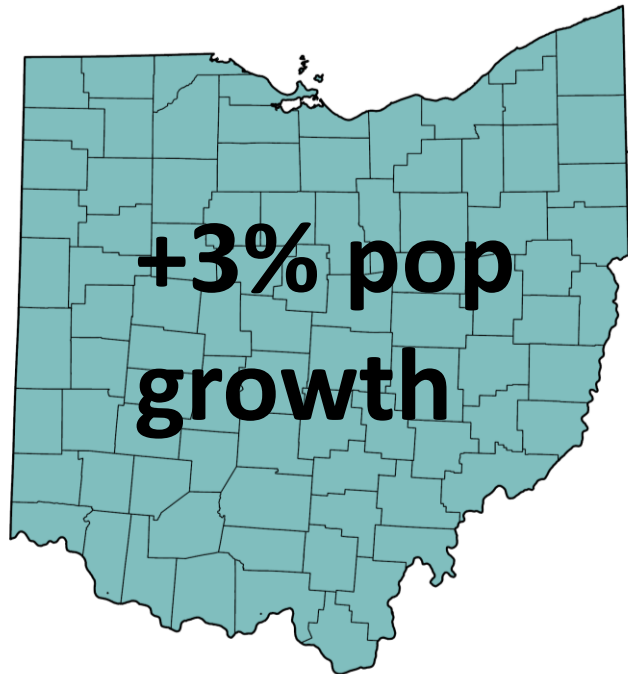


Toledo

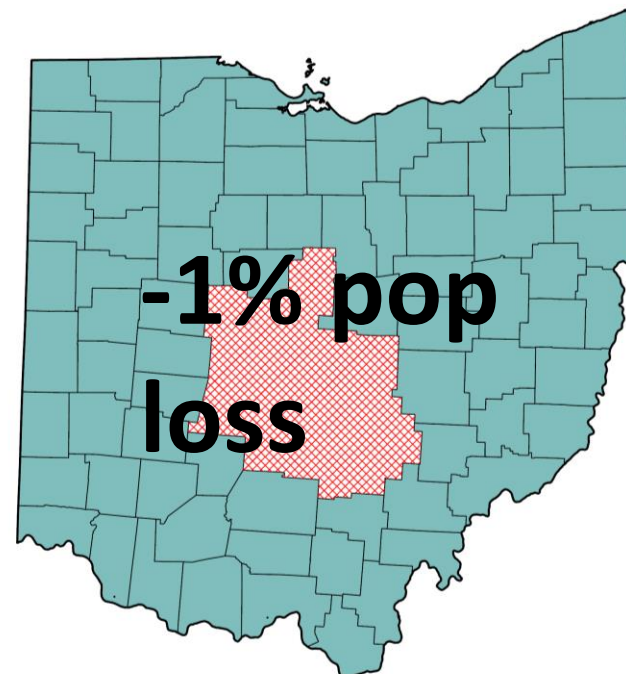


OHIO, WITHOUT CENTRAL OHIO, LOST POPULATION FROM 2000 TO 2020

Entire state of Ohio



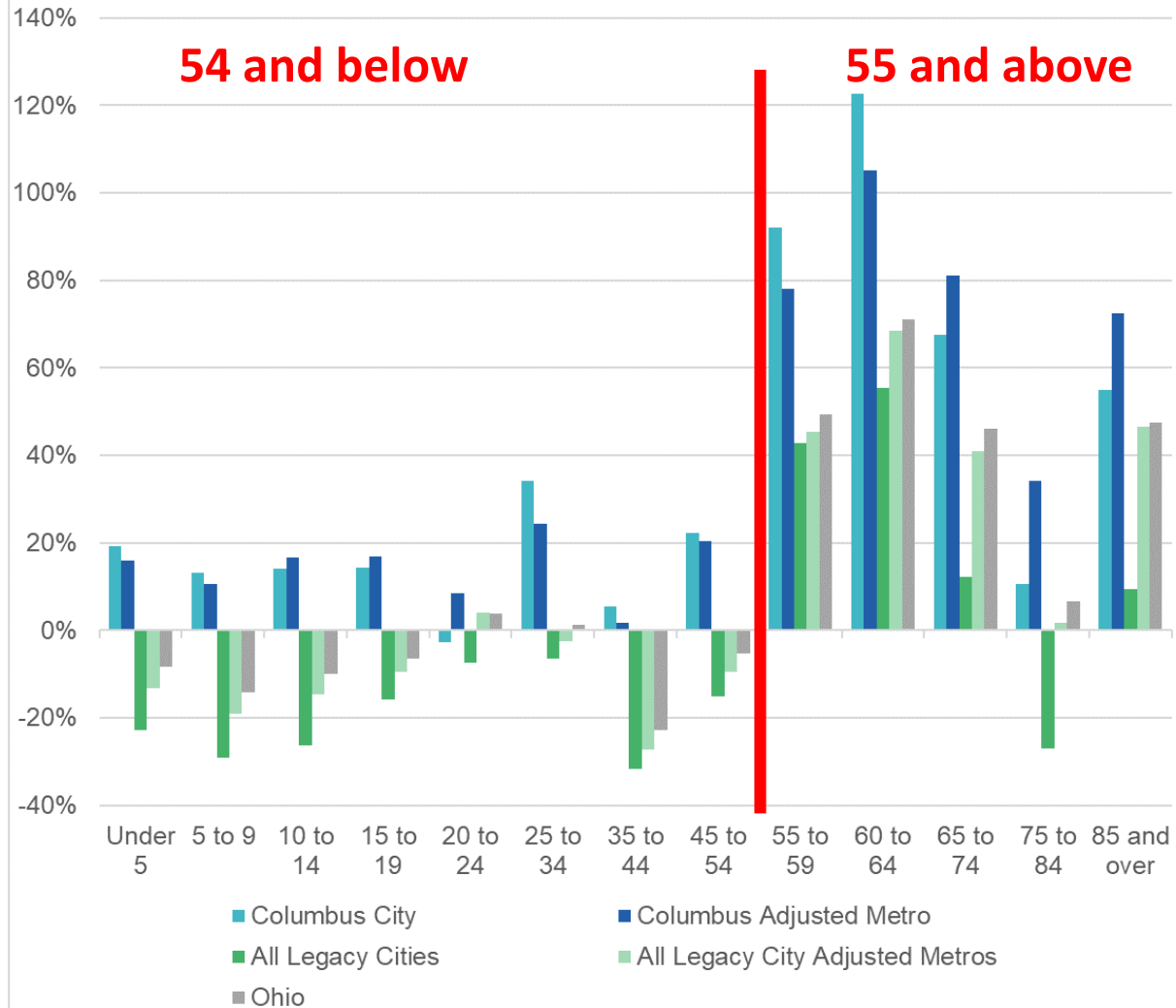
State of Ohio minus Columbus metro





OHIO IS AGING, EXCEPT FOR COLUMBUS CITY + METRO

Figure 3. Ohio Population Percent Change by Age, 2000-2020



The state as a whole and cities and metros outside Columbus experienced notable decreases in people under age 54.

But Columbus city and metro experienced increases in younger residents.

Light blue=Columbus

Dark blue= Columbus metro



COLUMBUS “MASKS” STATEWIDE TRENDS



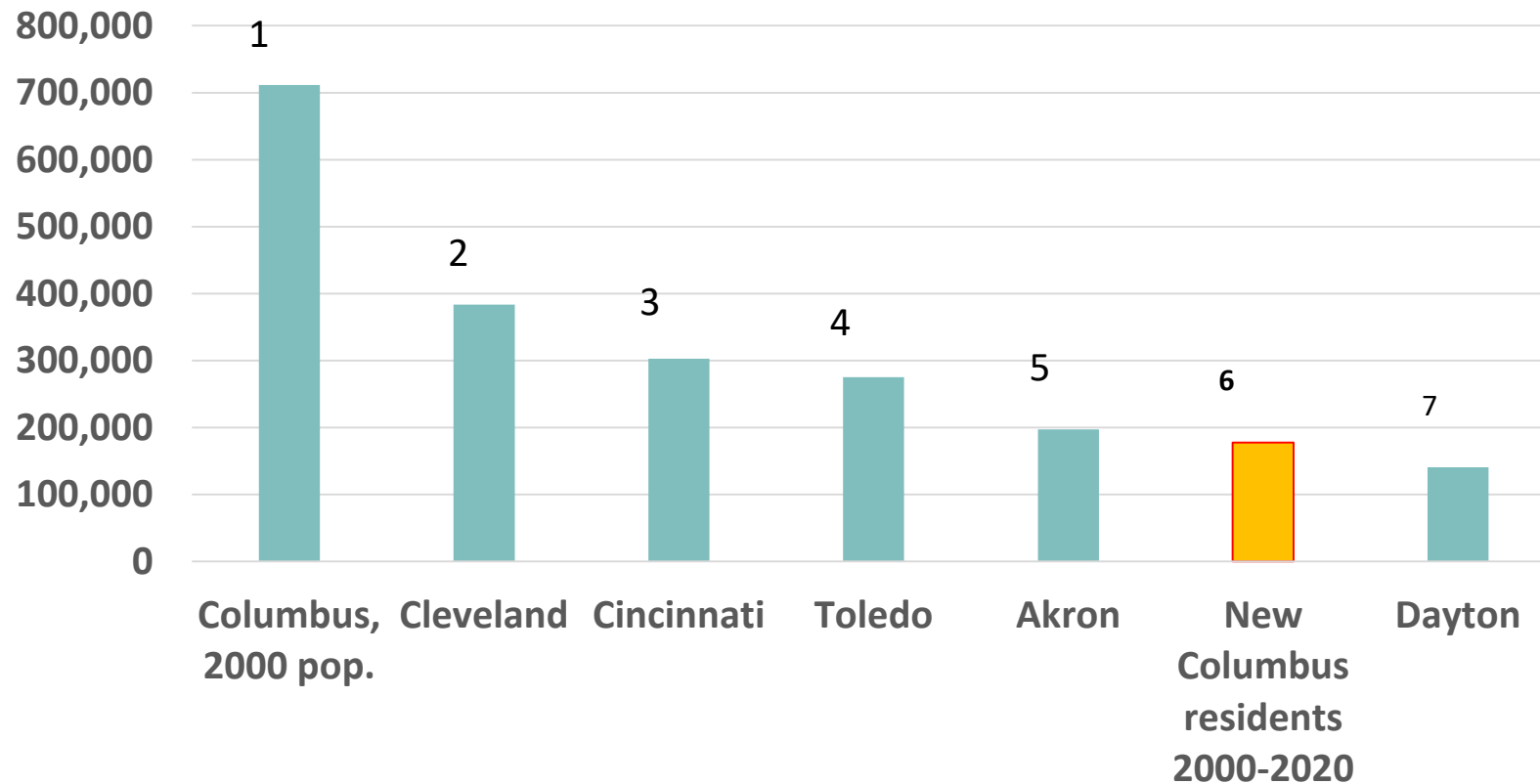
Zanesville

GEORGE WASHINGTON
JOHN BROWN
LEONARD BROWN
CLARA THOMAS
WILLIAM HAYDEN
MICHILLE TROUT



“NEW COLUMBUS” WOULD BE OHIO’S 6TH LARGEST CITY IN 2020

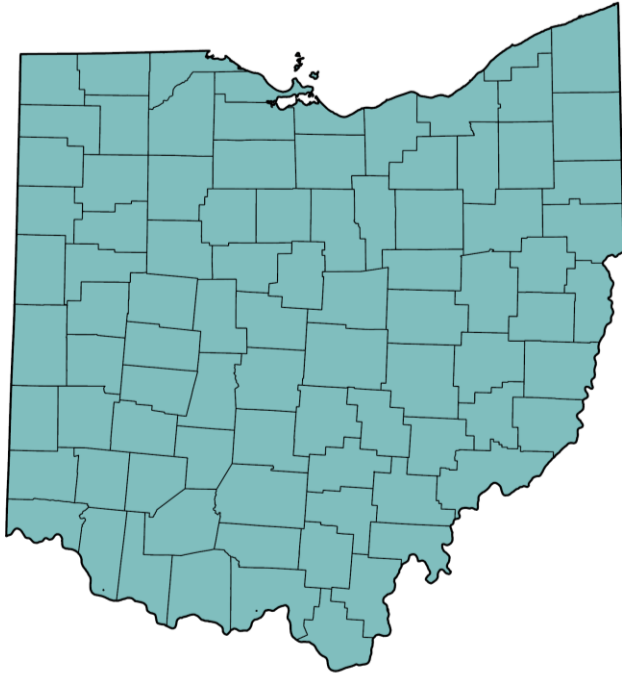
New Columbus Residents Alone from 2000-2020
Could Comprise Ohio's 6th Largest City



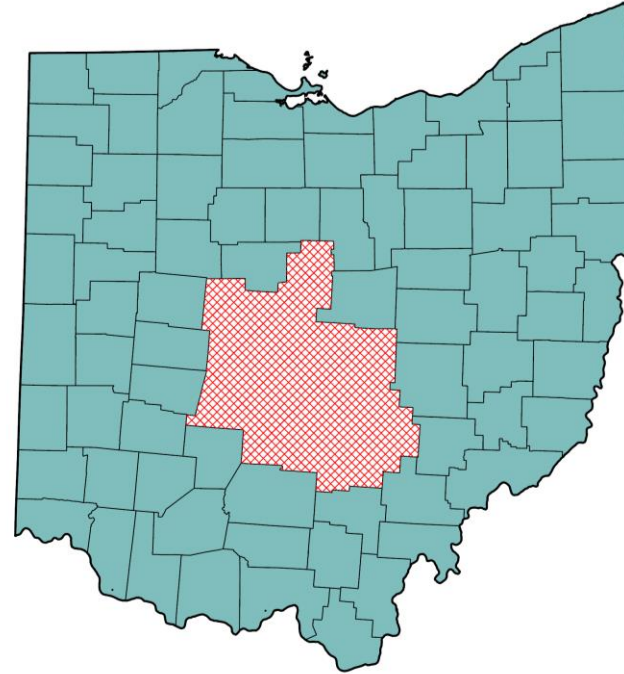
If the people who moved to the City of Columbus from 2000 to 2020 were their own municipality, they would populate the 6th largest city in the state in 2020



OHIO, WITHOUT CENTRAL OHIO, LOST A LOT OF WORKERS



From 2000 to 2020, Ohio's labor force decreased by 91,000 workers.



If Columbus MSA is removed from the mix, Ohio lost 306,000 workers



HOUSEHOLDS ARE GETTING SMALLER

Geography	2000	2020	% Change 2000-2020
Cities			
Columbus	2.3	2.39	3.9%
All Legacy Cities	2.41	2.30	-4.7%
Adjusted Metros			
Columbus Adjusted Metro	2.64	2.67	0.9%
All Legacy City Adjusted Metros	2.57	2.46	-4.3%
Ohio	2.49	2.41	-3.2%
<i>Ohio Minus Columbus Adjusted Metro</i>	2.52	2.43	-4.7%
United States	2.59	2.60	0.4%


Households in Ohio have been decreasing in size in last 2 decades.

- Columbus insulates the blow of shrinkage statewide
 - Ohio: 3.2% shrinkage
 - Ohio (without Central Ohio): 4.7% shrinkage

#s in chart refer to people per household



HOME VALUES IN COLUMBUS + ITS METRO WERE NOTABLY MORE THAN LEGACY CITIES + METROS IN 2020



- Columbus city values **grew 3x** as fast as legacy city values from 2000 to 2020
- Columbus metro values **grew 1.6x** faster than legacy city metros

TAKEAWAYS (JUST TO BE 100% CLEAR)





TAKEAWAYS: OHIO IS A LEGACY STATE, LET'S WORK WITH THAT!

- Ohio is a legacy state with one very high growth region (e.g. central Ohio) and a moderate growth region (e.g. southwest Ohio)
- Policymakers at state and local level need to focus on policies that are “**yes, and**”. We are not saying we should not support Central Ohio.
 - Let's continue utilizing policies and programs that have done well by Columbus. **And**,
 - Let's also start developing policies that are realistic about challenges and opportunities in Ohio's legacy communities.
- There are many many many reasons to invest in our legacy communities: least of which is that nearly 2/3s of the state's population lives in a legacy city or metro!





CONTACT



agoebel@greaterohio.org



www.greaterohio.org @greaterohio

Marietta

